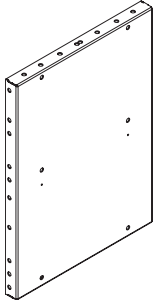


Shelving unit components / Componentes de la bandeja

Side panels for shelving units and wheel housing covers
Los laterales de las estanterías

	Code/Código	size/dimensiones	Code/Código	size/dimensiones
	F1621	30x161x216	F6031	30x605x310
	F1626	30x161x260	F6035	30x605x353
	F1631	30x161x310	F6041	30x605x410
	F1635	30x161x353	F7226	30x724x260
	F2426	30x241x260	F7231	30x724x310
	F2431	30x241x310	F7235	30x724x353
	F2435	30x241x353	F7241	30x724x410
	F2441	30x241x410	F8426	30x845x260
	F3616	30x362x160	F8431	30x845x310
	F3621	30x362x216	F8435	30x845x353
	F3626	30x362x260	F8441	30x845x410
	F3631	30x362x310	F8826	30x885x260
	F3635	30x362x353	F8831	30x885x310
	F3641	30x362x410	F8835	30x885x353
	F4031	30x402x310	F8841	30x885x410
	F4035	30x402x353	F9626	30x966x260
	F4041	30x402x410	F9631	30x966x310
	F4431	30x444x310	F9635	30x966x353
	F4435	30x444x353	F9641	30x966x410
	F4441	30x444x410	F12031	30x1207x310
	F4816	30x483x160	F12035	30x1207x353
	F4821	30x483x216	F12041	30x1207x410
	F4826	30x483x260	F14431	30x1448x310
	F4831	30x483x310	F14435	30x1448x353
	F4835	30x483x353	F14441	30x1448x410
	F4841	30x483x410		

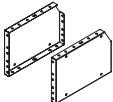
Pair of side panels for top shelving unit / Par de laterales para bandejas superior

	Code Código	size unit profundidad	size distancia	Code Código	size unit profundidad	size distancia
	FIVT/21	216	30x100x216	FILT/35	353	30x100x353
	FIVT/26	260	30x100x260	FIVT/35	353	30x170x353
	FILT/31	310	30x100x310	FIVT/41	410	30x170x410
	FIVT/31	310	30x170x310			

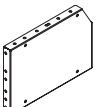
Single side panel for top shelving unit / Lateral único con la esquina posterior cortada

	Code Código	size unit profundidad	side lado	size distancia	Code Código	size unit profundidad	side lado	size distancia
	FIVT/21SX	216	Left/Izquierda	30x100x216	FIVT/21DX	216	Right/Derecho	30x100x216
	FIVT/26SX	260	Left/Izquierda	30x100x260	FIVT/26DX	260	Right/Derecho	30x100x260
	FILT/31SX	310	Left/Izquierda	30x100x310	FILT/31DX	310	Right/Derecho	30x100x310
	FIVT/31SX	310	Left/Izquierda	30x170x310	FIVT/31DX	310	Right/Derecho	30x170x310
	FILT/35SX	353	Left/Izquierda	30x100x353	FILT/35DX	353	Right/Derecho	30x100x353
	FIVT/35SX	353	Left/Izquierda	30x170x353	FIVT/35DX	353	Right/Derecho	30x170x353
	FIVT/41SX	410	Left/Izquierda	30x170x410	FIVT/41DX	410	Right/Derecho	30x170x410

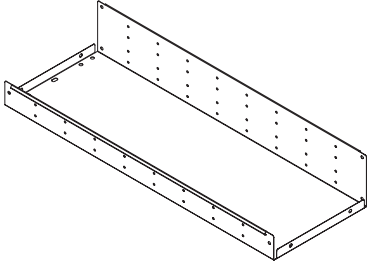
Pair of side panels with tapered rear corner
Par de laterales con esquina trasera cortada

	Code/Código	size/dimensiones	Code/Código	size/dimensiones
	F2431/T	30x241x310	F2441/T	30x241x410
	F2435/T	30x241x353		


Single side panel with tapered rear corner
Lateral única para estantería superior cortado

	Code/Código	size/dimensiones	Code/Código	size/dimensiones
	F2431/TSX	30x241x310	F2431/TDX	30x241x310
	F2435/TSX	30x241x353	F2435/TDX	30x241x353
	F2441/TSX	30x241x410	F2441/TDX	30x241x410


Shelf trays without side panels, dividers and mat
Bandejas sin paneles laterales, separadores y alfombrilla

	Code/Código	size/dimensiones	Code/Código	size/dimensiones
	VT05/21S	253x100x216	VT20/21S	1014x100x216
	VT05/26S	253x100x260	VT20/26S	1014x100x260
	VL05/31S	253x100x310	VL20/31S	1014x100x310
	VT05/31S	253x170x310	VT20/31S	1014x170x310
	VL05/35S	253x100x353	VL20/35S	1014x100x353
	VT05/35S	253x170x353	VT20/35S	1014x170x353
	VT05/41S	253x170x410	VT20/41S	1014x170x410
	VT10/21S	507x100x216	VT25/21S	1268x100x216
	VT10/26S	507x100x260	VT25/26S	1268x100x260
	VL10/31S	507x100x310	VL25/31S	1268x100x310
	VT10/31S	507x170x310	VT25/31S	1268x170x310
	VL10/35S	507x100x353	VT25/35S	1268x100x353
	VT10/35S	507x170x353	VT25/35S	1268x170x353
	VT10/41S	507x170x410	VT25/41S	1268x170x410
	VT15/21S	760x100x216	VT30/21S	1521x100x216
	VT15/26S	760x100x260	VT30/26S	1521x100x260
	VL15/31S	760x100x310	VL30/31S	1521x100x310
	VT15/31S	760x170x310	VT30/31S	1521x170x310
	VL15/35S	760x100x353	VL30/35S	1521x100x353
	VT15/35S	760x170x353	VT30/35S	1521x170x353
	VT15/41S	760x170x410	VT30/41S	1521x170x410

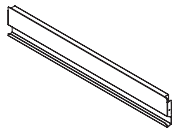
Mats for shelving units / Alfombra para bandejas

	Code Código	size unit profundidad	size distancia	Code Código	size unit profundidad	size distancia
	TA05/21	253x216	250X202	TA20/21	1.014x216	1.002X202
	TA05/26	253x260	250X246	TA20/26	1.014x260	1.002X246
	TA05/31	253x310	250X296	TA20/31	1.014x310	1.002X296
	TA05/35	253x353	250X340	TA20/35	1.014x353	1.002X340
	TA05/41	253x410	250X400	TA20/41	1.014x410	1.002X400
	TA10/21	507x216	500X202	TA25/21	1.268x216	1.254X202
	TA10/26	507x260	500X246	TA25/26	1.268x260	1.254X246
	TA10/31	507x310	500X296	TA25/31	1.268x310	1.254X296
	TA10/35	507x353	500X340	TA25/35	1.268x353	1.254X340
	TA10/41	507x410	500X400	TA25/41	1.268x410	1.254X400
	TA15/21	760x216	748X202	TA30/21	1.521x216	1.507X202
	TA15/26	760x260	748X246	TA30/26	1.521x260	1.507X246
	TA15/31	760x310	748X296	TA30/31	1.521x310	1.507X296
	TA15/35	760x353	748X340	TA30/35	1.521x353	1.507X340
	TA15/41	760x410	748X400	TA30/41	1.521x410	1.507X400


Dividers for shelving units / Divisores de estanterías

	Code Código	size unit profundidad	size distancia	Code Código	size unit profundidad	size distancia
	DVT/21	216	200x90	DLT/35	353	340x90
	DVT/26	260	250x160	DVT/35	353	340x160
	DLT/31	310	300x90	DVT/41	410	400x160
	DVT/31	310	300x160			

Doors for shelving units / Puertas para Bandeja

	Code/Código	size/dimensiones	Code/Código	size/dimensiones
	NANT10	150x507	NANT2536	270x1.268
	NANT15	150x760	NANT3036	270x1.521
	NANT20	150x1.014	NANT1040	310x507
	NANT25	150x1.268	NANT1540	310x760
	NANT30	150x1.521	NANT2040	310x1.014
	NANT1036	270x507	NANT2540	310x1.268
	NANT1536	270x760	NANT3040	310x1.521
	NANT2036	270x1.014		

Pair of mounted side panels, without door, for shelving unit with door
Par de laterales montados, sin puerta, para la unidad de estantería con puerta

	Code/Código		
	VTCF		